

THE NORFOLK ANGLERS CLUB

WIRELINER

APRIL 2015



Springtime is Fishing Time!!

What's INSIDE

- April Guest Speakers:
 - Citation Drum Fishing with Captain Bill Jenkins of Legacy Charters
 - Virginia Marine Police Officer Bill Thompson
- Fishing Reports:
 - Deep Dropping Tilefish, Bluefin Tuna
 - Tog Report
 - Ned's Florida Fishing Adventure
- Angler Interests:
 - VMRC Public Hearing on Striped Bass
 - Updated VMRC Mobile App
 - Virginia Boating Safety Education Requirements
 - Vessel Safety Checks (VSC)



Location Change!!
April meeting will be hosted
at Boater's Warehouse in
Janaf Shopping Center.



Leadership Notes...

Fellow Norfolk Anglers,


We've got another great meeting planned at the Boater's Warehouse at Janaf Shopping Center. The Staff at Boater's Warehouse are hosting us with Pizza & Beverages for the club AND offering a great discount for the evening! It's a perfect time to pick up a few items before the boating season hits high gear.

Will

MEETING

Guest Speakers :

Soon the Dogwoods will bloom and that signals the start of Drum season. Captain Bill Jenkins of Legacy Charters is joining us to discuss catching citation Red and Black Drum. Fishing our coastal Virginia waters for more than 26 years as a Charter Captain, Capt Jenkins will share his experience and tips for landing big Red & Black Drum.



Legacy Charters

CHESAPEAKE BAY AND ATLANTIC OCEAN FISHING AT IT'S FINEST

We also have Virginia Marine Police Officer Bill Thompson joining us to talk about recreational & commercial fishing regulations, enforcement, safety, and how local anglers can assist the Marine Police while out on the water. With more than 28 years of law enforcement experience in Hampton Roads, Officer Thompson patrols our Atlantic coastal areas, James River, Chesapeake Bay and the surrounding rivers.



Important:

Date of next meeting - Monday April 13 at 7 pm

Location:

Boater's Warehouse, 5764 E. Virginia Beach Blvd, Norfolk VA

Publishers NOTES

Editor:

Wendy Bransom

wbranfildes@gmail.com

NAC OFFICERS

President:

Will Bransom

will.bransom@gmail.com

Vice President

Iva Nicolo

kinicolo@gmail.com

Treasurer:

Ned Smith

neds9610@aol.com

Secretary:

Ike Eisenhower

jeisenhower2@cox.net

Events Coordinator:

Jason Nicolo

jrn2003@gmail.com

Assistant Events Coordinator:

Matt Butler

butler_matt14@hotmail.com

Guard/Greeter:

Ben Capps

obbco@obbcosafety.supply.com

Member at Large:

Tom Hubert

thubert57@hotmail.com

Past President

Neal Taylor

jtsacadoo@yahoo.com

Webmaster:

Pat Hirsch

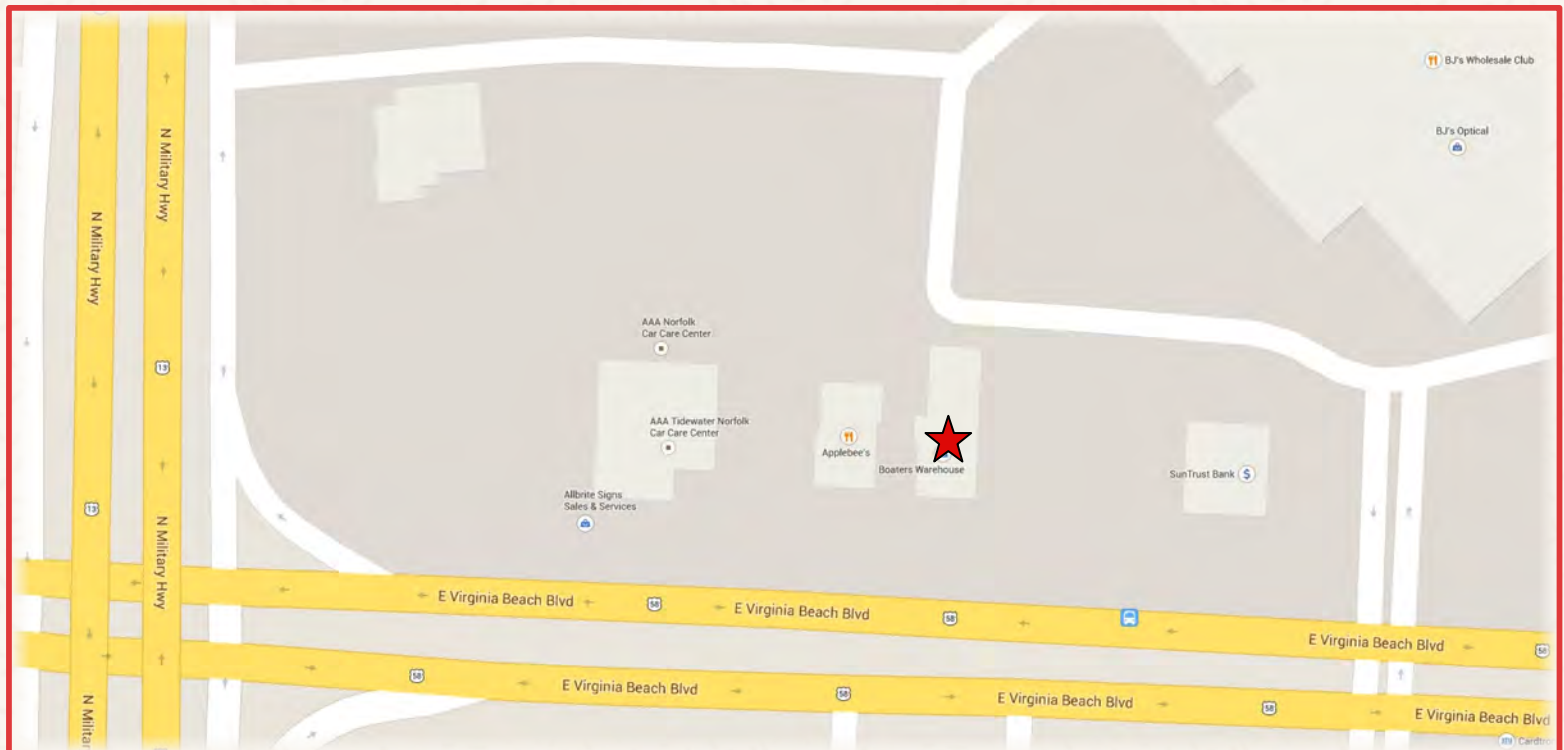
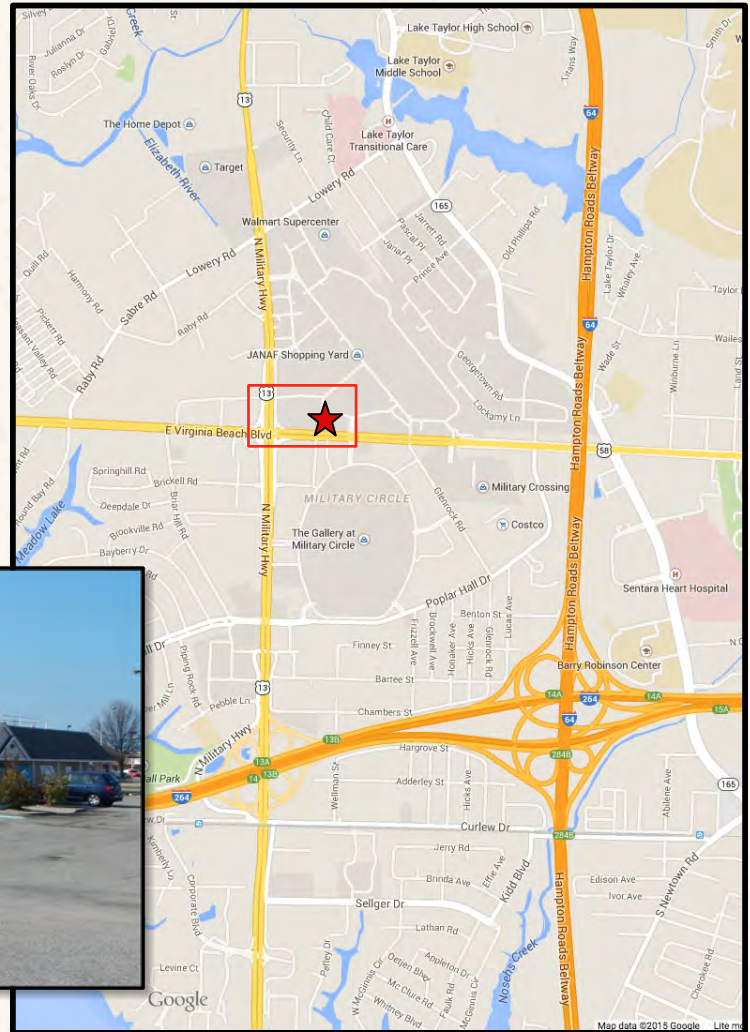
pfhirsch@yahoo.com

APRIL MEETING LOCATION

Location: Boaters Warehouse at
JANAF Shopping Center;
5764 E. Virginia Beach Blvd, Norfolk

Time: 7:00pm

Boaters Warehouse is hosting us
with Pizza and offering a discount
for the evening!



Fishing Reports

The day started at 0530 with a quick trip to the Norfolk Canyon for Tilefish. A little bit choppy in the morning and beautifully calm in the afternoon. We fished the Norfolk Canyon using squid, cut mackerel, and false albacore on double bottom rigs. The Spiny Dogfish Sharks were thick, as they are this time of year. Water temperatures on the way out to that Canyon averaged 38-42deg and once at the Canyon 52-54deg. Turned out to be a short day so we could return in time for the Club Meeting, but it was tempting to stay until late. We ended up with 18 Blueline Tilefish and caught MANY Dogfish along the way.

- Will Bransom



Boater's Warehouse

All of your boating, fishing & water-sports supplies under one roof

Two convenient Virginia locations!

Norfolk, VA
5764 E. Virginia Beach Blvd.
JANAF Shopping Center
757.802.9993

Virginia Beach, VA
550 First Colonial Rd, Unit 23C
Super K-Mart Shopping Center
757.425.2628

Like us on Facebook to see our specials!

License Fees Rolled Back

VIRGINIA DEPARTMENT OF GAME & INLAND FISHERIES		EXPIRES ON PRICE
16		
RESIDENT LICENSE		
License #: VA Name: Address: CID: DOB: Gender:		03/17/16 23.00 03/17/16 53.00 03/17/16 576.00
Licensee's Signature: _____ Date: _____		Licenses and Permits: Resident State Freshwater Fishing Resident State Saltwater Fishing Resident State Hunting Total
NOTICE Issued: 03/18/2015 08:35 AM This license is not subject to exchange or refund. It shall be unlawful for any person to make a false statement or to use, borrow or lend a license. I certify that the person named on this license meets residency requirements and is eligible to buy this license and all information on this form is true to the best of my knowledge and belief.		
Signature of Licensee: _____ If you need assistance with your license, please call our DGIF Customer Service line at 1-866-721-6911. Visit us on the web at www.dgif.virginia.gov		



March 24th: VMRC voted to roll back the prices of Recreational Saltwater Fishing Licenses to the 2014 pricing levels effective April 1st. As reported in the January Wireline, VMRC increased the 2015 Licensing fees to make up for a funding shortfall from the Virginia General Assembly. Licenses purchased between January 1st and March 31st are NOT eligible for a refund of the difference.

Want to be heard on this?? Let VMRC know at the April 28th Public Hearing.

9 MAR: Didn't fish the whole month of Feb with this terrible winter we've been having. Finally got a break in the weather Monday and crewed up with Benji, David, Chris, Mike, and Don. Water temps are still very cold. Bay was 35, triangles was only 39 but did reach 54 at the Norfolk Canyon. Curtains and heat made the ride out comfortable. Blueline fishing was tough starting out with a 5 dogs to 1 tile ratio until we found better pockets of tile so just did shorter drifts to stay on the meat. Took us all morning to get 35 bluelines then headed over to the golden grounds. First couple of stops didn't produce anything but dogs. Finally found an area not totally infested with dogs and connected with 7 goldens. Even hand cranked 2 on the jig with one around 30 lbs. Good day on the water breaking us out of cabin fever. Final tally 35 blueline, 7 golden, and about 150 dogs. – Mike Avery




Norfolk Anglers Club



Find us on:
facebook®

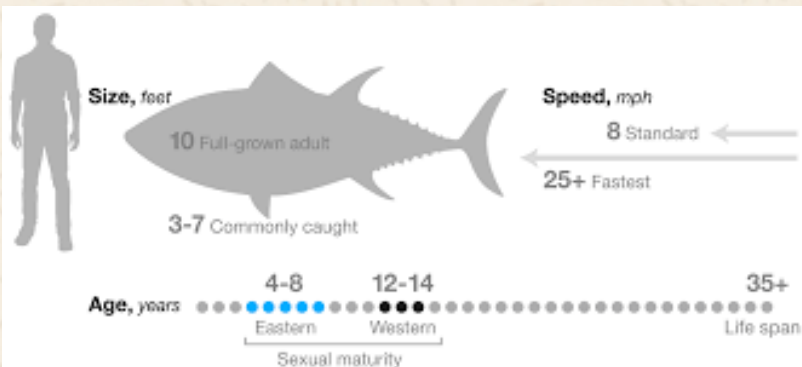
<https://www.facebook.com/norfolk.anglersclub>



22 MAR: Bluefins were caught on a trip from our boat at Norfolk Canyon. The weather was really bad going out; it took us 5 hours to get to the location! We didn't have a lot of time to fish once we arrived. We left the dock at 7:30 am and arrived at the Norfolk Canyon around 12:30 pm. We fished for a couple of hours and had to literally come right back to the dock. (I don't like coming home in the dark) Average size of Bluefins we caught were from 3.5 pounds to a little over 5 pounds. The Bluefins preferred Squid over False Albacore.
- Beth Synowiec



10 MAR: On a recent 90 mile trip at 1 AM down south, the crew from Ocean East ventured out seeking the Bluefin Tuna bite offshore. With a slow morning and great weather, they were able to bring home a sizable Bluefin Tuna @ 150 lbs. What a great day! - Janet Taylor



25 MAR: Early-morning Wes Blow and I decided to head out and investigate the tautog action. The weather was quite rough and we honestly contemplated turning around and heading back, but after about 20 minutes of debating we decided to give it a go. The ride out was very sloppy as we expected and the cold temperature of the water had us a little concerned that the bite may not even happen. However, we continued to press forward in hopes of a good day. We got to a location, which looked promising, and we anchored, and then dropped our lines.

Within ten minutes, I hooked up a huge one and then two minutes later Wes did the same. Unfortunately, we lost them both. Although we were now 0 in 2, we at least had company, so we decided to stay in that location. The bait we used was clam, female blue crab, and Jonas crab. The togs preferred the crab. Throughout the day, the bite was sporadic but we did have a few tautog contenders and even a few sea bass in the blend. The sea bass were fun, but there is nothing like when a huge tog hits your bait and dives and tries to hide with it. One minute you feel him nibbling and then next minute, Zzzzzzz, the drag is being pulled to serious levels. The feeling is exciting and definitely gets the adrenaline rolling, much better than a cup of coffee early in the morning! The two largest togs for the day were a 24 inch 10 lb. 7 oz. and a 27 inch 15 lb. 6 oz. We fished for about 3 1/2 hours and then decided to head back home. In hindsight, the rough conditions we had faced earlier, the cold bite of the air, and the trip home didn't seem to matter much, we had big togs in the box!



TOG TALK

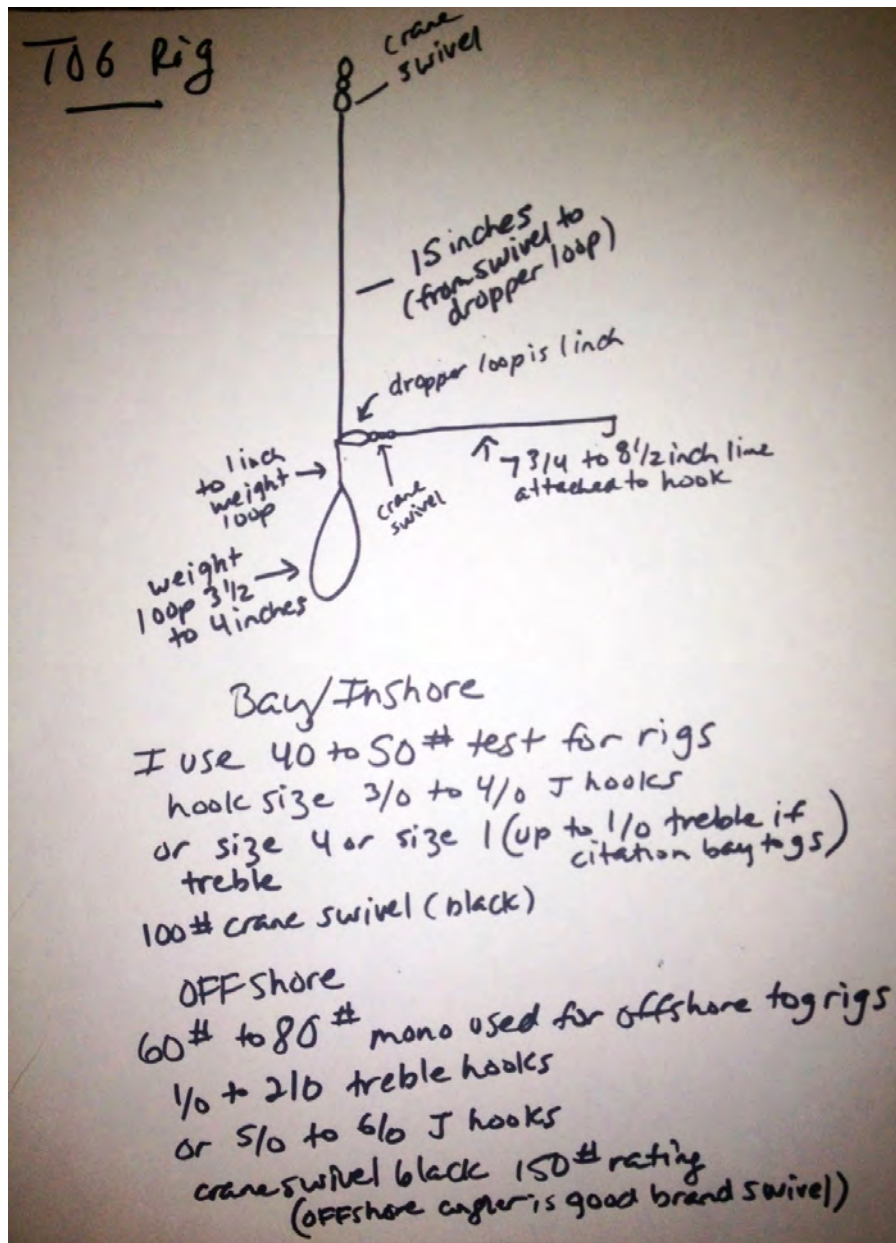
I want to share a few tips with everyone. What are some basic things that the angler can do to increase the odds of landing one of these

brutes? First before the fish even enters the equation, keep the slack out of your line! Slack usually aids in the fish escaping. By having adequate sinker weights this maintains your rig straight up and down which is important to set the hook. Less slack means less missed fish. If you happen to notice your line drifting away from the boat, add more weight.

Speaking of weight, the rig I used during this trip was the one I prefer to use in rougher waters. I have made a drawing of the rig and have included the measurements, (refer to photo of the Rick's rig). My preferred weight with this rig is 14 oz. I get a lot of stares when I say that, but it's the truth, and yes I use it in the bay (when need be) with 14 oz. I have other rigs, which I use for different situations. This truly is my favorite 'weather' tog rig.

Another simple tip is to crank your line up from time to time just a little bit and then drop the rig back down to the bottom, then crank only to remove any slack while maintaining on the bottom. This action may entice the bite (it pulls the bait away), enhances presentation and keeps mindful of where your bait is located. Sometimes when you do this, you may notice the line seems a bit lighter. The tautog may have grabbed your bait without you knowing, in this case crank and rebait.

Pay attention to your pole! Every once in a while, I'll be tog fishing and a fellow angler catches me intensely staring at my rod. (I'm a bit of a clown sometimes, so people that know me suddenly get concerned about my seriousness.) The truth is I'm anticipating a bite, and absorbing detail, so I can react. You'll be surprised what you miss if you don't.



Your gear can help aid what you are feeling, a sensitive rod for this species is important and extremely helpful. I use a conventional rod, the Shimano Trevala Jigging Casting Rod TVC-66H, 6'6". These rods are rated for braid line 80 to 200 pounds heavy action medium fast. I combine this rod with a Diawa Saltist 50 reel, gear ratio 6:3:1. I use power pro braid as my mainline because it is sensitive but very durable, and it sinks better than mono which is better for deep dropping. I use either 50 or 60 lb. power pro for the mainline, and I must admit, this set up is lethal and a true asset for most of my deep dropping adventures. The extra line it holds gives me peace of mind out there too. It is especially important when tog fishing because togs love to wrap themselves around the wrecks. Togs are amazing wreck divers, snags will and do happen! So, as long as you can get them away from the wreck quickly, you have a good chance of landing them.

Don't be afraid to move around on a wreck. Tog bites have been known to occur 25 feet away from a person who has caught nothing. It's quite common actually; it's no surprise that you'll see 3 or 4 guys leaning on one side of the boat. That's usually how you know they are tog fishing. I have on many occasions either let line out or taken line in by 10 or 15 feet increments at a time when the bite begins to slow, only to start hooking up again right after. I call this working the anchor line. If you are

tog fishing and the conditions are right and you are not getting bites after 10 minutes, then move. Work your anchor line for as long as you have wreck or debris located under you and if still no successes then reanchor.

Togs are sneaky critters by there very nature and the bigger they are, the sneakier and smarter they are. This is why bait presentation is so important. If you use quarters of crabs make sure your hook isn't too visible, hide it in the knuckle. If you use half or whole crab, give a pull at your bait, if it is secure then drop it. Otherwise, you could be wasting your effort, your bait, and your time. These fish are masters at taking the bait off the hook and have a reputation for it. Which leads me to my final tip. Once you have a tog biting, don't prematurely set the hook. You may feel a tap at first; wait until you feel a pressure increase with another tap or two. This is when the tog is moving the bait to the back of his mouth, so now attempt to set the hook. Bam! Got um!

There are so many things to think about with this species, including diet, anchoring techniques, habitat, water temperature, hook setting tips, moon phase and tides. There are different techniques for catching tautog in the bay vs. offshore, catching & using fiddlers, different rigs for different situations etc. I consider all of these when I fish for tautog; I mention these items in my tautog seminars. My goal here was to simply provide a few useful tips while out on the water, not replace a seminar.

A special thank you goes to CAPT Wes Blow for this trip he invited me to. He really goes above and beyond to prepare for these trips.

Tight Lines Everyone - Beth Synowiec

Ned's 2015 Florida Fishing Adventure

14 - 28th March - My twin brother Ted and I spent two weeks fishing in Sebastian Inlet State Park Florida (very near Melbourne)...living in his 28 foot RV parked at the edge of The Indian River. Our daily fishing routine consisted of fishing in the morning for 3-4 hours and again in the evening 3-4 hours. We fished on the Jetty in the State Park and tried our darndest to stay off the pier on weekends when it was nothing more than combat fishing.

The techniques varied but mostly we used "walking the dog" when there weren't a bunch of other fishermen around. Bait was large live shrimp. We calculated that over the two week period we used over 800 shrimpthat's a lot of "walking the dog"!

Our catch varied. We caught 6-8 Snook (largest 34"/20 lbs.); 7-10 Red Drum (largest 39"/ 30 lbs.); 10-12 Black Drum (20"-40"/ largest 40 lbs.). In addition we caught Spanish Mackerel, Ladyfish, Blues, Snappers, Sheepshead and over a dozen Jack Cravelles (largest 18 lbs). One of the more interesting catches was a Lookdown. Below is a picture of the fish showing how it's silhouette is minuscule compared to it's width.

- Ned Smith



Virginia Fuel Tax Refund \$\$\$

What is a Virginia fuels tax refund?

Virginia law allows a refund of the Virginia Fuels Tax either in whole or in part for uses eligible for a refund. The fuel purchases must be in quantities of at least five gallons at a time to qualify. Refunds are granted in accordance with the provisions of Virginia Code §58.1-2261 to any person who establishes they have paid the fuels tax and used or sold such fuel for one of the eligible uses as stated in §58.1-2259 of the Virginia Code. The refund application must be received by DMV within one year from the date of the fuel purchase shown on the paid ticket or invoice.

Do I qualify for a refund?

Check with www.dmvnow.com for the list and description of eligible uses that qualify. The Virginia fuels tax must have been paid on the fuel. Some eligible uses are;

Boats - Commercial Fishing
Boats - Commercial Watercraft
Boats - Recreational and Pleasure Watercraft
Diesel Vehicle Refund

How do I apply for a refund?

Go to DMV's online Fuels Tax Refund System at dmvnow.com. Registration is required the first time you use this system, thereafter, simply logon with your email address and the four-digit pin number you have chosen for your account. Once you've submitted your claim you can review your claim process through your online account.

What information do I need to file a refund?

To submit a refund claim, you will need to provide the refund claim period, number of gallons, fuel type (gas, diesel, etc.), how the fuel was used, and other information required for the type of refund claim you are submitting. The system will guide you through the application process and display messages when the fuel receipts or other documentation is required to be submitted to DMV.

Do I need to send in fuel receipts?

First time applicants, except for diesel vehicle refund claims for vehicles registered in Virginia, are required to send in fuel receipts/tickets/invoices and other documentation to support their first refund claim. Receipts must have a date no more than 12 months prior to the date the refund application is received at DMV. Documentation must meet the following requirements:

- Indicate the exact date of purchase (month/day/year).
- Include the number of gallons and type of fuel purchased.
- Show the amount paid for the fuel.
- Must include the seller's name and their physical location/address in Virginia.
- Must be readable. Illegible, altered, or duplicate invoices/tickets/receipts will not be accepted.
- Must be in date order.
- Credit card receipts must have all of the required information listed above.
- Invoices for bulk fuel purchases must also show the amount of fuels tax charged/paid.

The screenshot displays the Virginia DMV Now website. At the top, there are links for "Virginia.gov", "Agencies", and "Governor". The main header features the "DMV Now" logo with the text "Virginia Department of Motor Vehicles" underneath. Below the header, a navigation bar shows "DMV Home > Online Transactions". The main content area is titled "My Claims" and includes tabs for "Create a Claim", "My Account", and "Selected Claim". The "Selected Claim" tab is active, showing a form for "Boats - Recreational and Pleasure Watercraft". The form contains several questions and input fields:


- 1. Do you have a bulk fuel storage tank? (Yes/No radio buttons)
- 2. Was the fuel used to operate or propel recreational/pleasure watercraft? (Yes/No radio buttons)
- 3. Provide the boat registration/certification number(s). A state boat registration number is made up of three sections. Using "VA 1234 AB" as an example, the first section is the state - "VA". The second section is a 3 to 5 digit number - "1234". The third section is a 1 or 2 character alpha field - "AB". Please key your boat registration number using the fields below.
 - State (dropdown menu)
 - Coast Guard (radio button)
 - Attachment (radio button)
 - VA (dropdown menu) Enter the state where the boat is registered.
 - Enter the 3 to 5 digit number.
 - Enter the 1 or 2 digit alpha extension.
- 4. Was any of the fuel purchased at a marina in Virginia? (Yes/No radio buttons)
- 5. Was the Virginia fuels tax paid? (Yes/No radio buttons)
- 6. Total Gallons?
 - Gasoline: [input field] Begin Date: [Month/Day/Year dropdowns] End Date: [Month/Day/Year dropdowns]
 - Diesel: [input field] Begin Date: [Month/Day/Year dropdowns] End Date: [Month/Day/Year dropdowns]

At the bottom, there is a certification statement: "I certify and affirm that all information presented in this form is true and correct, that any documents I/we have presented to DMV are genuine, and that the information included in all supporting documentation is true and accurate. I make this certification and affirmation under penalty of perjury and I/we understand that knowingly making a false statement or representation on this form is a criminal violation." Below this are three buttons: "Save to be Submitted", "Save and Complete Later", and "Exit Without Saving". A red note at the bottom states: "Save to be Submitted - Click this button when you have completed all questions. You must submit the claim from my claim screen in order to complete the process."



Advertise your business with the Wireline!

More than 125 Direct Email
deliveries
485 Facebook Friends
Published on Norfolk Angler Club
Webpage and Regional Fishing
Forums



VIRGINIA MARINE RESOURCES COMMISSION 2015 RECREATIONAL FISHING REGULATIONS FOR VIRGINIA'S MARINE WATERS SIZE and POSSESSION LIMITS	
AMBERJACK	
Minimum Size Limit.....	32 inches
Possession Limit.....	2 per person
AMERICAN EEL	
Minimum Size Limit.....	9 inches
Possession Limit.....	25 per person (50 for charter/head boat captain and mate)
BLACK DRUM (DRUM, DRUMFISH)	
Minimum Size Limit.....	16 inches
Possession Limit.....	1 per person
BLACK SEA BASS	
Open season.....	The season is currently closed
Minimum Size Limit.....	12 1/2 inches
Possession Limit.....	15 per person
BLUEFISH	
Minimum Size Limit.....	None
Possession Limit.....	10 per person
COBIA	
Minimum Size Limit.....	37 inches
Possession Limit.....	1 per person
GREY TROUT (WEAKFISH)	
Minimum Size Limit.....	12 inches
Possession Limit.....	1 per person
GROUPE (All species, including Wreckfish)	
Minimum Size Limit.....	None
Possession Limit.....	1 per person
KING MACKEREL	
Minimum Size Limit.....	27 inches
Possession Limit.....	3 per person
RED DRUM (CHANNEL BASS, REDFISH)	
Minimum Size Limit.....	18 inches
Maximum Size Limit.....	26 inches
Possession Limit.....	3 per person
RIVER HERRING (ALEWIFE; BLUEBACK)	
Possession Limit.....	Illegal to Possess
SCUP (PORGY)	
Minimum Size Limit.....	8 inches in state waters; 9 inches in Federal
Possession Limit.....	30 per person
SHAD (AMERICAN SHAD)	
Possession Limit.....	Illegal to Possess
SHEEPSHEAD	
Minimum Size Limit.....	None
Possession Limit.....	4 per person
SPADEFISH	
Minimum Size Limit.....	None
Possession Limit.....	4 per person
Where open or closed seasons are specified, dates are inclusive.	
All regulations are subject to change. It is the angler's responsibility to know and abide by all current regulations and laws. Check for new regulations before you go fishing. www.mrc.virginia.gov January 2015	

SPANISH MACKEREL	
Minimum Size Limit.....	14 inches
Possession Limit.....	15 per person
SPECKLED TROUT (SPOTTED SEATROUT)	
Minimum Size Limit.....	14 inches
Possession Limit.....	5 per person
Only one speckled trout of the 5-fish limit may be 24 inches or greater	
STRIPED BASS (ROCKFISH, STRIPER)	
Regulations on seasons, size limits, possession limits, available on separate regulation card or from the Virginia Marine Resources Commission. (For contact information, see below.)	
STURGEON.....	Illegal to Possess
SUMMER FLOUNDER (FLUKE)	
Minimum Size Limit.....	16 inches
Possession Limit.....	4 per person
TAUTOG	
Minimum Size Limit.....	16 inches
Possession Limit.....	3 per person
Season Closed.....	May 1-September 19
TILEFISH (Bluefin, Golden & Sand Tilefish)	
Minimum Size Limit.....	None
Possession Limit.....	7 per person
SHARKS	
Recreationally Prohibited Species – It is illegal to take or possess any shark from the "Recreationally Prohibited Species" list, as defined in Regulation 4VAC20-490-20, including but not limited to the following species commonly encountered in Virginia: Atlantic Angel, Dusky, Sand Tiger, Sandbar, White, and Bigeye Thresher Sharks. No size or possession limits apply to Dogfish Sharks but must be landed with head and all fins attached.	
Minimum Size Limit (exceptions below).....54 inches fork length (FL)	
All sharks must be landed with head and fins attached; hammerhead sharks must be 78 inches FL or greater, no minimum size applies to Atlantic Sharpnose, Bonnethead, Blacknose, Finetooth Sharks.	
Possession Limit.....	1 per vessel
Possession limit for Atlantic Sharpnose and Bonnethead Sharks is 1 per person. A non-boat assisted shore angler is entitled to a vessel possession limit	
Season Closed.....	May 15-July 15
(Includes Blacktip, Bull, Great Hammerhead, Lemon, Nurse, Scalloped Hammerhead, Smooth Hammerhead, Spinner, and Tiger Shark)	
Federal waters, beyond the Three Mile Limit governed by different regulations set by the Mid-Atlantic Fisheries Management Council.	
Sharks may only be taken by handline or rod and reel; No spearing or bow fishing.	
ADDITIONAL REGULATIONS	
Saltwater Fishing License – Individual license required in the Chesapeake Bay and its tributary rivers and in all seaside and coastal ocean waters out to the Three Mile Limit Line, unless fishing on a licensed pier, licensed charter or headboat, or licensed private boat; or unless specifically exempted. For an FIP number, register at: www.mrc.virginia.gov/FIP or call 1-800-723-2728.	
Measurements – Size limits are in total length; fish must be measured from the tip of the nose to tip of tail, except Black Sea Bass, which are measured from tip of nose along the centerline of the body, to the center of the tail.	
Snagging – Illegal to snag, or attempt to snag, any finfish.	
VMRC website: www.mrc.virginia.gov	
Information may also be obtained from the Virginia Marine Resources Commission, 2600 Washington Ave., 3 rd Floor, Newport News, VA 23607, (757) 247-2200; or from the Virginia Saltwater Fishing Tournament, 2600 Washington Ave., 3 rd Floor, Newport News, VA 23607, (757) 491-5160.	



**"Hunt for the
Hardheads"
Challenge**



**Sign Up
at the
April 13th
Meeting!!**

GBFA / PAC / VBAC / NAC

"HUNT FOR THE HARDHEADS"

**A croaker, bluefish, and flounder fishing challenge between the
Great Bridge Fisherman's Association, Portsmouth Anglers Club,
Virginia Beach Anglers Club and Norfolk Anglers Club**

Tentative Date: Saturday, May 9, 2015

Location: Portsmouth City Park

Lines In: 7:00 AM

Measure In: Starts at 12:30 ends at 1:30 PM

Entry Fee: \$30.00 / Boat (3 angler teams).....Additional Anglers \$10.00

Includes: Fishing, Picnic and Wish A Fish Donation!

Picnic only \$5.00

**WINNING CLUB HAS THEIR NAME ENGRAVED ON THE COVETED
HUNT FOR HARDHEADS TROPHY (AND BRAGGING RIGHTS!)**

RULES:

1. Clubs are limited to five boats per club. Team Captains must be club members.
2. Teams must register and pay in advance through their own club's tournament director.
3. Boats may depart from any VA port.
4. The eastern boundary will be 500 yards east of the HRBT.
5. Fish will be measured by length only, if the exact length tie is encountered a girth measurement will decide.
6. Points Structure...The longest legal fish of each species will earn 5 points, the 2nd longest legal fish earns 4 points, 3rd longest legal fish earns 3 points, 4th longest legal fish earns 2 points, and the 5th longest fish earns 1 point.
7. The Club with the Most Points Wins!

For additional information contact; Larry Ward, 944-0956

ANGLER INTERESTS

Norfolk Anglers Club Canned Food Drive



The Norfolk Anglers Club is continuing our Canned Food Drive. So, please bring a non-perishable food item to the next meeting. We've got a labeled box at the entrance of the Banquet Room to collect your donation. When you donate you get a free raffle ticket to the evening's drawing.

Vessel Safety Checks



Spring is here! and warmer temperatures means more families will be out on the water. Why not take the time now to schedule your FREE Vessel Safety Check?

Vessel Safety Check or VSC, is available from the U.S. Coast Guard Auxiliary or the U.S. Power Squadrons. Each have certified vessel examiners who will perform a free VSC on your boat. It's always a risk-free opportunity to have an expert review with you required safety and recommended equipment for a vessel your size. They'll provide you a written report of the safety check and if discrepancies are noted what actions are needed to comply with regulations.


To learn more about VSC or to schedule your check visit the USCG Auxiliary and U.S. Power Squadron websites at;

USCG Auxiliary <http://cgaux.org/vsc/>

U.S. Power Squadron http://www.usps.org/localusps/hamptonroads/index_files/VSC.htm



Virginia Marine Resource Commission (VMRC) Mobile App



Need to renew your Fisherman's Identification Program registration? How about check up on the latest recreational fishing regulations? Want to look up the gps position of the artificial reef you're heading to?

It's easy to do with the Virginia Marine Resource Commission's latest update to their Mobile App.

Other things you can connect to are VMRC Contact Info; to report boating accidents, emergencies, and report violations, and the Virginia Saltwater Journal; to record your trip, catch, or make required landing reports for Grouper/Tilefish and soon Trophy Season Striped Bass landings.

Visit the Marine Resource Commission's website for additional information and installation instructions at;

<http://www.mrc.virginia.gov/mobile/>

ANGLER INTERESTS

VMRC Public Hearing Pertaining to the Taking of Striped Bass: March 24, 2015



March 24, 2015: The Virginia Marine Resource Commission voted the following actions to achieve Atlantic States Marine Fisheries required 25% reduction to Coastal Striped Bass harvest and the 20.5% reduction in the Chesapeake Bay harvest;

- Coastal regulations remain 1 Fish per person per day minimum 28 inches in total length
- Bay season minimum size limit raised from 18 inches to 20 inches
- Trophy Season (Coastal: May 1-15 and Bay: May 1-June 15) minimum raised from 32 inches to 36 inches. This emergency action will be finalized at a Public Hearing on April 28th.

Virginia Boating Safety Education Requirements & Boater Safety Certification Class



If you're 50 years or younger you're required to have completed a Boating Safety Education Course by July 1, 2015. By July 2016, all motorboat operators will be required to have completed a course.

Now, if you're waiting for a course offering you're in luck. On Saturday, April 18th from 9:00am to 3:00pm a course is offered at the Foundry United Methodist Church.

Virginia Boating Safety Education Requirements

In 2007, the Virginia General Assembly enacted a law to establish a boating safety education compliance requirement. The requirement for boating safety education is phased-in over several years and applies to all Personal Watercraft (PWC)* operators and operators of boats with motors of 10hp and greater according to the following schedule:

1. All PWC operators, regardless of age, and motorboat operators 30 years of age or younger shall meet the requirements by July 1, 2012;
2. Motorboat operators 40 years of age or younger shall meet the requirements by July 1, 2013;
3. Motorboat operators 45 years of age or younger shall meet the requirements by July 1, 2014;
4. Motorboat operators 50 years of age or younger shall meet the requirements by July 1, 2015;

All motorboat operators, regardless of age, shall meet the requirements by July 1, 2016.

Free Boater Safety Certification Class

Sponsored by the Virginia Beach Anglers Club



Saturday, April 18th, 2015

9:00 am to 3:30 pm



Foundry United Methodist Church.
2801 Virginia Beach Blvd. Virginia Beach, Virginia.

Taught by Flotilla Commander Richard Mays
Coast Guard Auxiliary and Homeland Security

Free lunch will be provided:
hotdogs, chili, chips, and a drink.

Early Registration is preferred but not required!

Please email: vbanglersclub@gmail.com

Or call:

Butch Eason:
(757)681-6019

Kelly Hoggard:
(757)416-8817

T-SHIRTS & HATS FOR SALE



1)M, (3)L, (2)XL & (1)2X


Next meeting only hats will be available, contact the editor if need a T-Shirt. \$15.00 for short sleeve/hats, \$18.00 for long sleeve.



(1)M & (1)XL



(2)L



(2)M & (1)3X




Wear your Norfolk Anglers Club Tee-Shirt to the meeting and get a free raffle ticket!!



(4)L, (3)XL & (3)2X



(1)M, (4)L, (4)XL & (3)2X



8 left



8 left




(1)M & (3)2X



(2)L, (1)XL & (2)2X



8 left



(1)M




(3)XL



(1)1X & (1)2X



(1)L



(1)L



(4)L, (5)XL & (7)XXL



P O BOX 8422
NORFOLK, VA 23503-0422

The Norfolk Anglers Club was founded in 2005, filling a need for a fishing club in the City of Norfolk. Membership comes from all over the state.

We are family oriented, dedicated to bringing fishermen and their Families together.

Monthly meetings cover both inshore & offshore fishing as well as boating & safety. There are guest speakers covering a variety of topics and monthly raffles.

We also conduct friendly fishing tournaments and cookouts, all with a family atmosphere in mind.

Meetings

Our meetings are held on the second Monday of each month at 7:00 PM

The meeting location may vary so please check our web page at

<http://www.norfolkanglersclub.com>

All meetings are open to the public and non-members are welcome to attend.

Membership

Annual dues are:

\$30.00 for an individual
\$35.00 for a family.

Norfolk Anglers Club membership may be obtained by filling out this application and bringing it to the meeting or Membership Application may be mailed to the following address:

NAC
P O BOX 8422
NORFOLK, VA 23503-0422

Point of Contact

Please go to our web page for
CONTACT information

Membership Application

Name: _____

Address: _____

City: _____

State: _____ ZIP: _____

Email: _____

Phone: _____

Annual Dues:

_____ \$30.00 Individual

_____ \$35.00 Family

Family membership includes spouse and dependent children only. Family members, please complete the following:

Spouse: _____

Children (under 18)

Names: _____
